



# Instruction Manual

Thank you for joining the AeroBed® family by purchasing one of our upscale products. You can expect top-notch quality, innovation, and imagination from every AeroBed product. You are about to enjoy the comfort of an AeroBed product. It is your responsibility to read and always follow the safety, care, and maintenance instructions for your new AeroBed product. Always instruct and supervise others on your bed's proper use, maintenance, and safety.

**IMPORTANT:** Preparation of your AeroBed product requires no tools. Use of tools may damage your bed.

## IMPORTANT SAFETY INFORMATION AND WARNINGS

- ⚠ **WARNING:** Adult supervision required for inflation, deflation, and maintenance. Follow all safety instructions to avoid serious injury.
- ⚠ **WARNING:** This is an electrical product – not a toy. To avoid risk of fire, burns, injury, or shock, it should not be played with or placed where small children can reach it. Do not use in or around water.
- ⚠ **WARNING:** Product is for indoor use only.
- ⚠ **WARNING:** For household / residential use only.
  - This is not a water toy. Use as a mattress only.
  - This mattress is not intended for infants or persons with limited mobility. They may roll off of the mattress and become entrapped between the mattress and a wall.
  - Remove all sharp objects from area where bed will be set up and used. Bed may puncture.
  - Do not step or jump on bed or use as a trampoline.
  - Place bed in a safe area before use, making sure that there are no sharp edges, steps, drops, or breakable items nearby. Use on flat surfaces only. Bed may tip over on uneven surfaces.
  - Do not use this bed on abrasive surfaces or near pointed/sharp items or surfaces. Protruding objects may puncture the bed.
  - This bed is made of plastic and therefore may melt or burn if it comes in contact with any flame or heat source. Do not place it near or against heaters, open flame, or other hot objects.
  - Unplug product when not in use.
  - Pump is not intended for continuous use. Pump may stop working or overheat if it is used for extended periods of time. Do not use pump continuously for more than 10 minutes. To avoid excessive heat build up in the pump, let it rest for 5 minutes between complete inflation and deflation cycles.
  - Do not attempt to disassemble, repair, or service the pump. No serviceable parts are contained inside. Contact Aero Products International, Inc. at 1834 Walden Office Square, Third Floor, Schaumburg, IL 60173, for repair or servicing information.

## INFLATION

**NOTE: BED MUST BE AT ROOM TEMPERATURE PRIOR TO INFLATING OR IT MAY CAUSE AIR LEAKS.**

Remove your AeroBed from its lightweight duffel bag. Keep bag for storage.

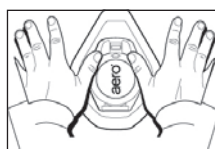
1. Place your rolled-up bed on the floor free of obstructions or sharp objects.
2. Make certain the Quick Release Valve located at the foot of the bed is closed. Bed should be stored with valve in the closed and latched position. If the Quick Release Valve is open, close it by using 2 thumbs to push cover and snap into valve. Be careful to avoid pushing valve cover to the right or left as it snaps into the valve opening.



This is the closed position.



Open Air Release Valve



Close Valve Using 2 Thumbs

3. Remove AC plug, cord, and One Touch® Comfort Control Wand from plastic bag and shrink wrap.
4. Plug into any standard polarized 110 Volt AC electrical outlet. North American Electrical rating: 120 VAC 60HZ 1.25A (Note: 230VAC product sold outside of North America). This product has a polarized attachment plug (one blade is wider than the other) as a safety feature. This plug will fit into a polarized outlet only one way. If the plug does not fit fully in the outlet, reverse the plug. If it still does not fit, contact a qualified electrician. Never use with an extension cord unless the plug can be fully inserted. Do not attempt to defeat this safety feature.
5. Push and hold inflation/firmer button on the One Touch® Comfort Control Wand for approximately 60 seconds to inflate your AeroBed to the full (firmest) capacity. Bed will not over-inflate.
6. Lie on the bed and use the Comfort Control Wand to adjust the firmness to your desired level. For firmer bed, press inflate/firmer button. For softer bed, press deflate/softer button.

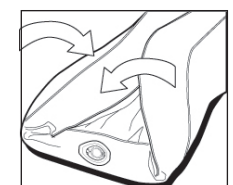
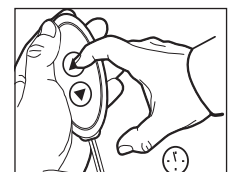
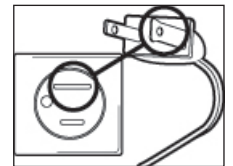
**CAUTION:** Do not sleep on edges of the bed. Edges are less supportive and may crush under weight.

## DEFLATION AND STORAGE

1. Make sure the bed is unplugged from the electrical outlet prior to deflation.
2. To deflate your AeroBed, open the Quick Air Release Valve at the foot of the bed. Deflation takes approximately 15 seconds.
3. Roll or fold the AC cord with wand control and secure it. Fold sides of bed into the center along its length. Tightly roll your AeroBed around the pump towards the air release end. When the bed is completely rolled, push the Quick Air Release Valve closed until it locks.
4. Store your AeroBed in a clean, dry place at room temperature (above 50°F/10°C). Storing your AeroBed under 50°F (10°C) and over 100°F (38°C) may affect its performance and will not be covered under warranty.

## CARE AND MAINTENANCE

1. Inspect your AeroBed prior to each use.
2. Keep your AeroBed away from any sharp objects. Large cuts or snags may not be repairable and will not be covered by your warranty.
3. When not in use, store your AeroBed in a clean, dry place out of extreme temperatures. Product must be at room temperature.
4. Do not store your AeroBed folded inside sofa beds or roll-aways. This may cause damage to your bed and will void your prior to inflating.
5. In case of incidental damage to your bed, a repair patch has been included. Please follow repair instructions carefully.



## CARE AND MAINTENANCE

1. Inspect your AeroBed® Raised prior to each use.
2. Keep your AeroBed Raised away from any sharp objects. Large cuts or snags may not be repairable and will not be covered by your warranty.
3. When not in use, store your AeroBed Raised in a clean, dry place out of extreme temperatures. Product must be at room temperature
4. Do not store your AeroBed folded inside sofa beds or roll-aways. This may cause damage to your bed and will void your prior to inflating.
5. In case of incidental damage to your bed, a repair patch has been included. Please follow repair instructions carefully.

## CLEANING

We recommend that you do not let the plush surface of your AeroBed get wet. Repeated exposure to water or other liquids may cause damage to the plush surface that will not be covered by your warranty. Should liquid come in contact with the plush surface, blot liquid dry and use a damp cloth to remove any stain. Let surface air dry completely.

You may clean the PVC on the sides and bottom of your AeroBed with a mild dishwashing detergent or household cleaner. Do not use strong chemicals or other compounds. Allow your bed to air dry completely after cleaning and before storing.

## Mattress Cover (if included)

Machine wash separately in warm water, gentle cycle using mild soap or detergent. Do not bleach. Tumble dry with low heat, remove immediately after drying. Use cool iron if needed.

## LIMITED EXPRESS WARRANTY

Aero Products International, Inc. ("us") warrants to the original purchaser ("you") that the AeroBed ("product") is guaranteed against defects in materials and workmanship for the following periods: pump and valve, two (2) years from date of purchase; mattress, one (1) year from date of purchase.

OUR EXCLUSIVE OBLIGATION, AND YOUR SOLE AND EXCLUSIVE REMEDY UNDER THIS LIMITED WARRANTY OR OTHERWISE SHALL BE THE REPAIR OR REPLACEMENT OF ANY PRODUCT OR PARTS WHICH MAY PROVE DEFECTIVE UNDER THE CONDITIONS AND DURING THE PERIODS DESCRIBED ABOVE AT OUR SOLE COST AND EXPENSE. IN THE EVENT THE PRODUCTS OR PARTS CANNOT BE REPAIRED OR REPLACED, YOU SHALL RECEIVE A FULL REFUND OF THE PURCHASE PRICE AT OUR OPTION. THIS LIMITED WARRANTY GIVES YOUR SPECIFIC LEGAL RIGHTS, AND YOU MAY ALSO HAVE OTHER RIGHTS WHICH VARY FROM STATE TO STATE.

## Exclusions

Our obligation under this limited express warranty shall not apply if our inspection shows:

- A. That the product is used for other than normal indoor sleeping purposes.
- B. Any product or part has been damaged by alteration.
- C. Any product or part has been subject to accident, misuse, abuse or has been operated contrary to our written instructions.

## Warranty Redemptions

You must obtain an authorization from us before returning a defective product. Call us at 1-888-462-4468 or write us at Aero Products International, Inc., 1834 Walden Office Square, Third Floor, Schaumburg, IL 60173 for a return authorization. The product should be carefully packaged and delivered postage or delivery charges prepaid at the address set forth above. You are responsible for all damages incurred in shipping.

## Warranty Disclaimer

EXCEPT FOR THE LIMITED EXPRESS WARRANTY SET FORTH IN THIS SECTION, OR ANY IMPLIED WARRANTIES PERMITTED UNDER APPLICABLE LAW, SELLER MAKES NO EXPRESS OR IMPLIED REPRESENTATIONS. ALL CLAIMS AGAINST US MUST BE BROUGHT WITHIN ONE (1) YEAR FROM THE TIME THEY ARISE. SOME STATES DO NOT ALLOW LIMITATIONS ON HOW LONG AN IMPLIED WARRANTY LASTS, SO THE ABOVE DISCLAIMER MAY NOT APPLY TO YOU.

## Limitation of Liability

TO THE FULLEST EXTENT PERMITTED BY LAW, SELLER SHALL NOT BE LIABLE FOR INDIRECT, SPECIAL, INCIDENTAL OR CONSEQUENTIAL DAMAGES WITH RESPECT TO THE SALE OF USE OF THE PRODUCTS, INCLUDING ANY LOST REVENUES, LOSS OF USE OR LOST PROFITS, REGARDLESS OF THE THEORY BY WHICH ANY CLAIM MAY BE BASED, INCLUDING ANY TORT, TANGIBLE PROPERTY DAMAGE OR STATUTORY CAUSES OF ACTION. NOTWITHSTANDING THE TERM OF ANY LIMITED OR IMPLIED WARRANTY, OR IN THE EVENT THAT ANY LIMITED WARRANTY FAILS OF ITS ESSENTIAL PURPOSE, IN NO EVENT WILL OUR ENTIRE LIABILITY TO YOU EXCEED THE PURCHASE PRICE ACTUALLY PAID BY YOU FOR THE PRODUCTS, OR ANY DEFECTIVE OR NONCONFORMING PORTION THEREOF, WHICHEVER IS THE LESSER AMOUNT. SOME STATES DO NOT ALLOW THE EXCLUSION OR LIMITATION OF INCIDENTAL OR CONSEQUENTIAL DAMAGES, SO THE ABOVE LIMITATION OR EXCLUSION MAY NOT APPLY TO YOU.

THIS LIMITATION DOES NOT APPLY TO ANY CLAIMS FOR PERSONAL INJURY. THIS AGREEMENT AND ANY CLAIMS AND DISPUTES BETWEEN THE PARTIES SHALL BE GOVERNED BY AND SUBJECT TO THE INTERNAL LAWS (EXCLUSIVE OF THE CONFLICTS OF LAW PROVISION) AND DECISIONS OF THE COURTS OF THE STATE OF ILLINOIS. THE EXCLUSIVE VENUE AND JURISDICTION FOR ALL CLAIMS AND DISPUTES SHALL BE THE STATE OR FEDERAL COURT LOCATED IN SCHAUMBURG, ILLINOIS.

---

Aero Products International, Inc. neither assumes nor authorizes any representative or other person to assume any obligation or liability other than those expressly set forth herein.

© 2007 Aero Products International, Inc. All rights reserved. 1834 Walden Office Square, Third Floor, Schaumburg, IL 60173 USA

This product may be covered under one or more of the following U.S. and/or foreign patents: U.S. Pat. Nos. 4,977,633; 5,267,363; 5,367,726; 6,237,621; 6,508,264; 6,598,626; 6,701,559; 6,755,208; 6,986,360; 6,996,867; 7,025,576; 7,039,972; D464,225; D490,635; D513,145; CN 1809683.2; RU 2271129; SG93011; EP 0 487 641; DE 69024962.4; EP 0 947 152; DE 69233298.7; EP 0 605 624; DE 69230797.4; JP 3,419,774; TW 62301; AU 731613; BR PI9710873-1; CN 97196557.9; HK 1025374; MX 216898; NZ 334203; SG 61207; JP 2010828; EP 1 359 325 Other U.S. and foreign patents pending.

Made in China.